





# Treble Staff Note Reading

 Name these notes. They are all in spaces.




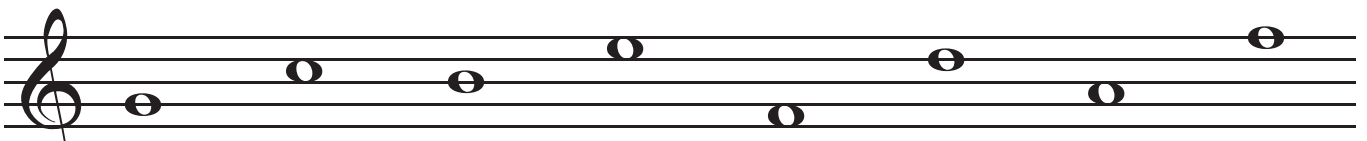
— — — — — — — —









 Name these notes. They are all on lines.




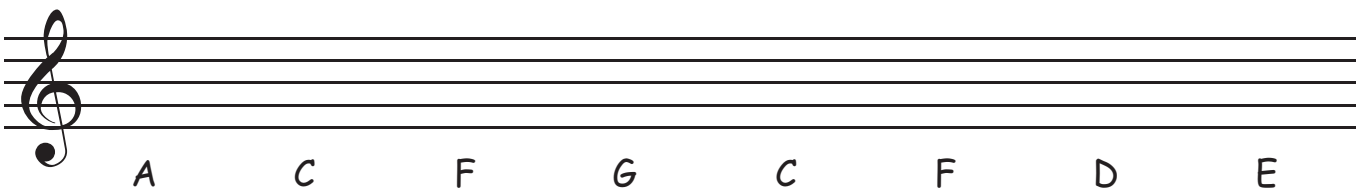
— — — — — — — —

 Indicate which answers are right or wrong with a tick (✓) or cross (✗).




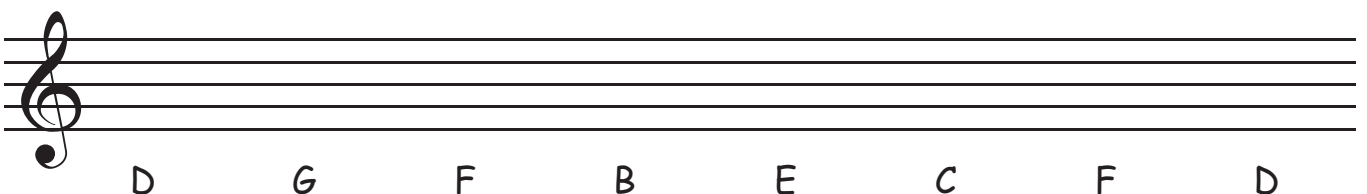
							
<input checked="" type="checkbox"/>	<input checked="" type="checkbox"/>	<input type="checkbox"/>	<input type="checkbox"/>	<input type="checkbox"/>	<input type="checkbox"/>	<input type="checkbox"/>	<input type="checkbox"/>

 Write these notes in **spaces** using semibreves (whole notes).  
Some notes may be above or below the staff.



A C F G C F D E

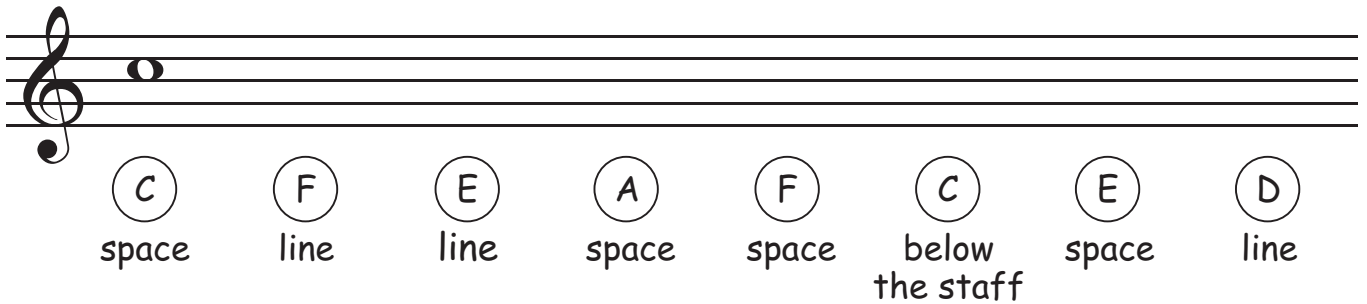
 Write these notes on **lines** using semibreves (whole notes).  
Some notes may be above or below the staff.



D G F B E C F D

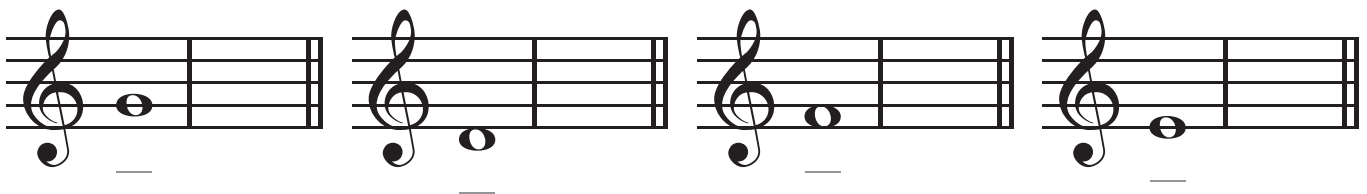
# More... Treble Staff Notes

 Write these notes using semibreves (whole notes).




C space    F line    E line    A space    F space    C below the staff    E space    D line

 Name these notes, then write the same note **one octave higher**.



—                      —                      —                      —

 Write in the notes to finish these words. Use minims (half notes).





C A F E                      A G E D                      B E A D                      D E C A D E

 Finish these words by matching the letters to the notes.



D                      E                      A                      F

 Name these notes.



—                      —                      —                      —                      —                      —                      —